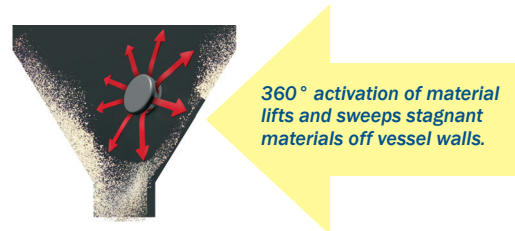


USDA-Accepted AirSweep® Systems

Cleans interior surfaces • Eliminates ratholes, bridging & material buildup



The AirSweep® material activation system delivers on-demand product flow, eliminates material buildup and enhances batch uniformity.



Ideal for applications requiring sanitary equipment or frequent cleaning.

- Designed and fabricated according to sound sanitary design principles
- Flanged connections for quick installation or removal from mounting and process connections
- Quick and easy removal/disassembly with simple hand tools
- All surfaces resistant to corrosive products and cleaning/sanitizing chemicals
- Manufactured from high-grade 316 Stainless Steel for long service life
- Energy efficient – uses plant air

Each **AirSweep** nozzle directs a high-pressure, high-volume, 360-degree burst of compressed air or inert gas along the inside walls of process equipment or vessels, breaking friction to lift and sweep stalled material back into the flow stream. The patented nozzle design ensures an immediate reseal after each pulse to eliminate material feedback.

Sequenced pulsing of strategically-positioned **AirSweep** units activate bulk material to produce a first-in, first-out controlled flow.

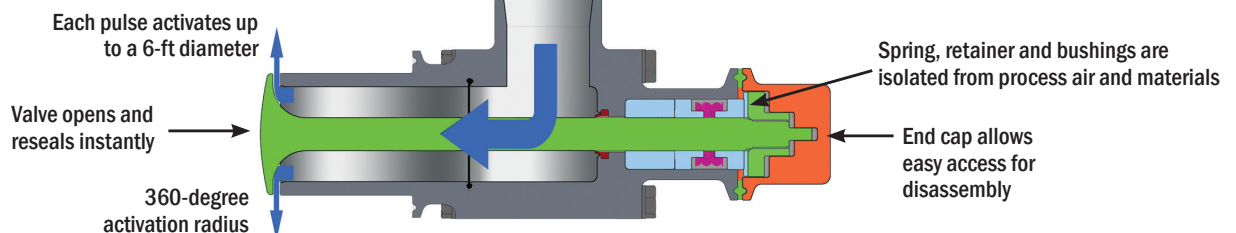
Model	Material Activation Area (diameter)	Approx. Air Consumption*
USDA-135	4 feet (1.22 m)	0.75 scf @ 80 psi
USDA-185	6 feet (1.83 m)	2.2 scf @ 90 psi

*Average in 75 lb/ft³ material; 250 millisecond air pulse.

Easily retrofits to spray dryers, mixers, silos, hoppers, ducts, blenders, troughs, sifters, chutes, cyclones or ANY bulk powder process requiring sanitary equipment.



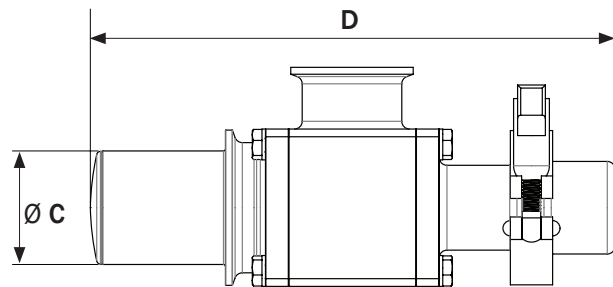
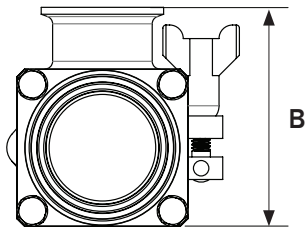
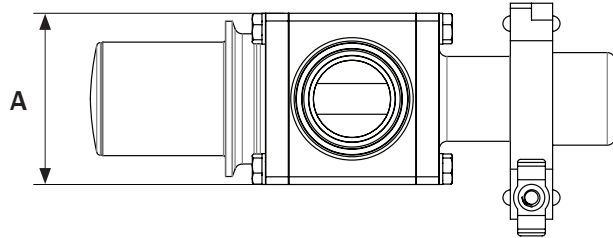
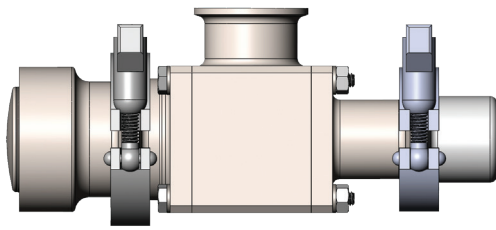
Cleans interior vessel walls and is highly effective for flushing material from mixers, blenders, cyclones and spray dryers.



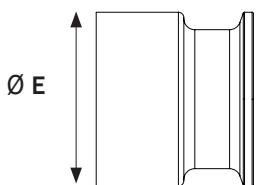
Contact us for a detailed AirSweep® System proposal, engineered specifically for your application.

Specifications

USDA-135 and USDA-185



Mounting Coupling
F



Model	Main Unit				Mounting Coupling		Weight
	A	B	Ø C	D	Ø E	F	
USDA-135	2.35" (59.69 mm)	3.12" (79.26 mm)	1.37" (34.80 mm)	8.37" (212.58 mm)	1.98" (50.39 mm)	1.771" (44.98 mm)	6.25 lb (2.83 kg)
USDA-185	2.775" (70.49 mm)	3.54" (89.93 mm)	1.84" (46.74 mm)	8.50" (215.97 mm)	2.516" (63.91 mm)	1.892" (48.06 mm)	8.19 lb (3.71 kg)

Typical AirSweep® System

A typical AirSweep® Material Activation System consists of strategically-located AirSweeps, high-flow solenoid valves, electronic sequence controller and air receiver.

The average AirSweep® System uses less than 10 cfm of compressed air or inert gas making it energy and cost efficient.

No damage, vibration, stress or wear to container walls.

More efficient than fluidizers, AirSweeps fit in many fluidizer mounting holes.

Contact us for a detailed AirSweep proposal, engineered specifically for your application.



19 S. Main Street,
Brooklyn, CT 06234
Asia Office:
160 Robinson Road, #14-04
Singapore Business Federation
Centre Singapore 068914

E: Sales@ControlConceptsUSA.com
P: 860-928-6551 • F: 860-928-9450
www.AirSweepSystems.com

